



FE-21

1A. ± 12 V D.C POWER SUPPLY

The FE-21 module is a ± 12 V D.C symmetrical power supply perfectly stabilised with the possibility to short-circuit it and offering ± 1 A. as maximum output intensity.

It includes connection terminals to facilitate the assembly and Leds to indicate its operating.

Transformer is supplied and included in the end-user price.

Do not forget to read all the information mentioned hereafter to obtain a perfect operating of the module.

TECHNICAL CHARACTERISTICS.

Input Voltage.....	230 V. A.C.
Output Voltage.....	± 12 V D.C.
Maximum Constant Output Intensity.....	± 800 mA.
Maximum Output Intensity.....	± 1 A.
Maximum Ripple With Load.....	10 mV.
FE-21 Module's Sizes.....	93 x 56 x 25 mm
Transformer's Sizes.....	93 x 52 x 55 mm

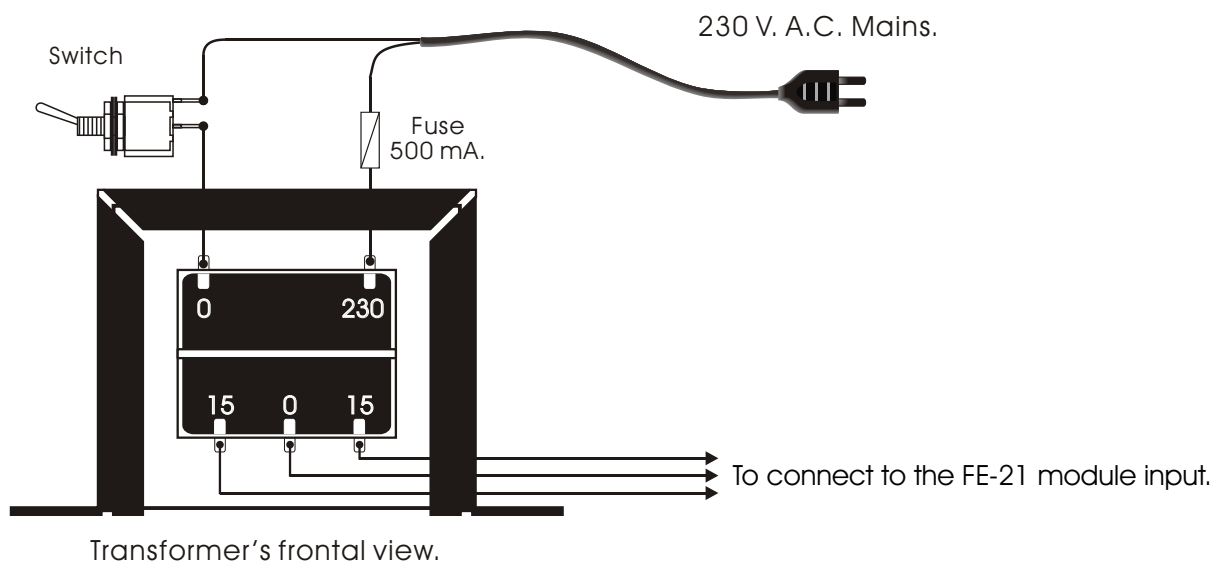
OPERATING.

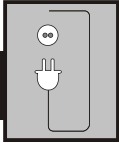
TRANSFORMER'S CONNECTION. If you observe the transformer, you could note that there are 5 terminals or pins, **2 in the superior part** with the indication 0, 230 V A.C corresponding to the input voltage (coming from the mains) and **3 in the inferior part** with the indication 15, 0 & 15 V D.C, corresponding to the output voltage, which must be connected to the module.

Connect both cables from the mains input (230 V A.C) to the superior terminals indicated as 0 & 230. (See the General Wiring Map).

For your own security and according to the "CE" regulation, we recommend you to add a Fuse and a Switch as it is indicated in the drawing.

TRANSFORMER'S CONNECTION.





POWER SUPPLY.

Ref. FULL9735_Ang.

FE-21

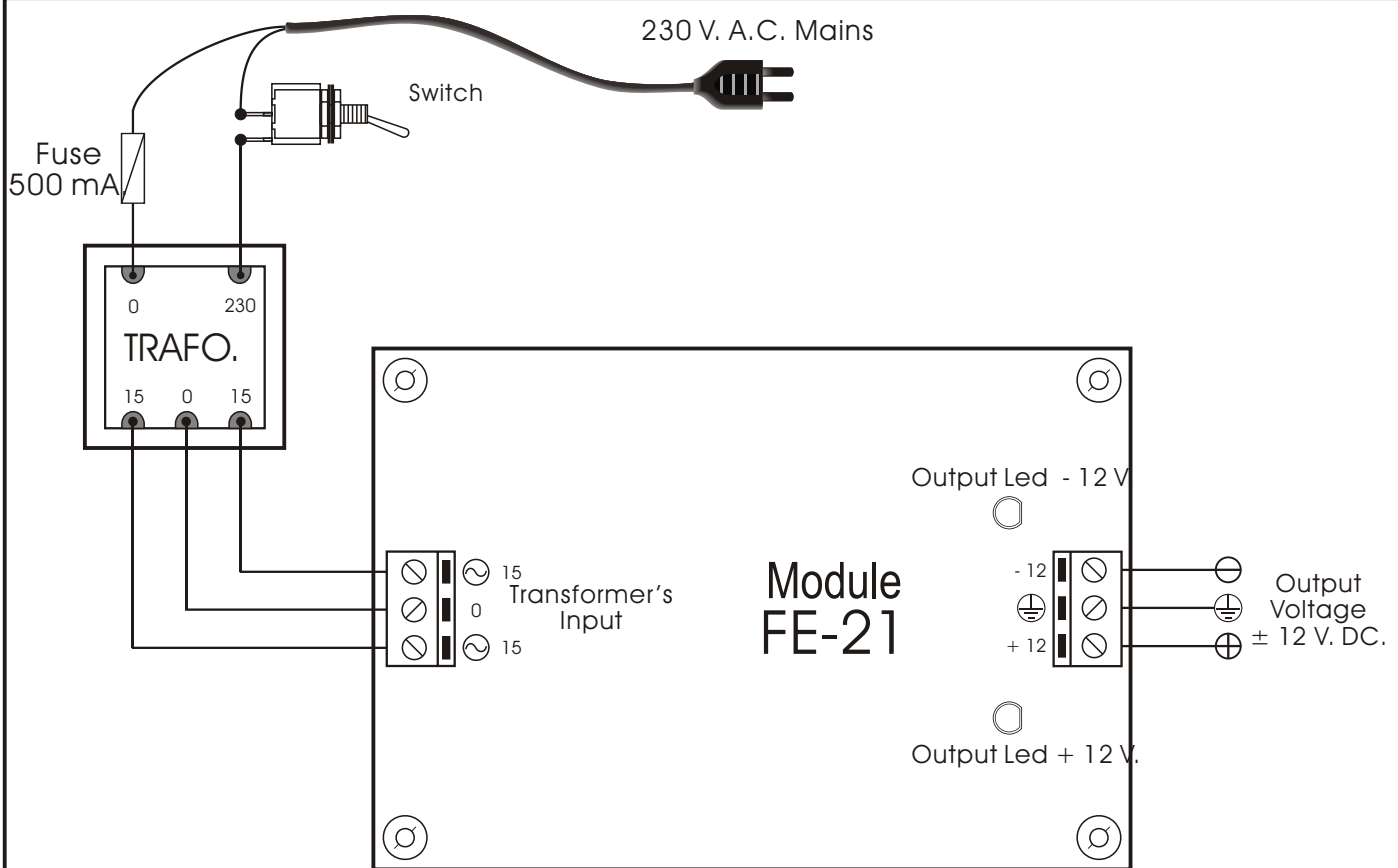
OPERATING MODE.

MODULE'S CONNECTION. Once the transformer's connection done, you have to verify that the module is not supplied by 230 V A.C.

Connect three inferior terminals to the input module's terminals (15, 0 & 15) as it is indicated in the General Wiring Map. Activate the switch and Leds will light indicating that the module will operate.

DO NOT FORGET. Our FE-16 power supply has a protection against short-circuit, nevertheless the maximum time to act is 30 sec. For this reason when this protection will act, you have to disconnect the supplied apparatus and to get cooler the power supply during minimum 1 minute. Install the FE-71 module in a box well ventilated and if it is possible in a metallic box.

GENERAL WIRING MAP.



TECHNICAL SUPPORT AND INFORMATION.

For any questions or more information:

By Fax. (24h.) +34.3. 432.29.95

By Mail: C/ Quetzal, 17-21, Entlo. 2º (08014) BARCELONA - SPAIN.

By E-Mail: sat@cebek.com

Keep you invoice. For any repairing could you send this with module. Else, the module will lost the warranty.

**MORE 300
MODULES.**

All the module's CEBEK have **3 years of total warranty** in the technical repairing, and spares from the date of buy.

CEBEK is trade make of FADISEL S.L. more than 300 module's are available in stock for any purpose **request our CATALOGUE**, or visit our Web.

[Http://www.cebek.com](http://www.cebek.com)

WARRANTY

**3
YEARS**